

# LEASy Link

Curriculum Integration Reading Program



# Lesson Components

## Words

Key words are introduced with pictures to help familiarize students with the topic.

## Sight Words

Basic sight words and key sentence patterns are clearly shown to prepare students before they read the story.

**LESSON 7 Love You, Mom**

**Words** Listen, point, and repeat. (1:38)

blouse scarf  
perfume book

**Let's Talk**

- When is your mom's birthday?
- What gift will you give to your mom?

**Sight Words**

**A** Listen and repeat. The 1 stick. (2:29)

is is  
for for  
you you

**B** Listen, point, and say. (3:30)

This blouse is for you.

This perfume is for you.

## Story

An engaging story with a level-appropriate theme is presented. The story lets students practice the key words along with simple decodable sentence patterns.

## Read and Stick

This section encourages students to read the passages several times and keep track of their progress with cute stickers.

**Love You, Mom**

Read three times and stick.

Today is my mom's birthday. We give her gifts.

John: This blouse is for you.  
Lucy: This scarf is for you.  
Dad: This perfume is for you.  
Me: This book is for you.

We all give her big kisses. We love you, Mom! She feels happy.

Point to each gift and say. This \_\_\_\_\_ is for you.

**Comprehension**

**A** Read and circle.

1. This blouse is for you. (book / blouse)

2. I give a book / scarf to Mom.

3. We all give her big hugs / kisses.

**B** Read and check.

1.  This scarf is for you.  This blouse is for you.

2.  This book is for you.  This perfume is for you.

**Word Fun**

Stick and say.

Happy birthday, Grandma!  
This \_\_\_\_\_ is for you.

## Comprehension

Comprehension questions check students' understanding of the story.

## Word Fun

Various vocabulary activities with pictures allow the students to review newly learned words.

**Review 2**

**Words I Know**

**A** Read and circle.

1. perfume / superhero  
2. skateboard / balloon  
3. party / blouse  
4. birthday / Halloween  
5. party hat / fairy  
6. scarf / bike

**B** Listen and circle. (3:36)

1. dress / cake 2. book / gift  
3. kiss / cape 4. wing / card  
5. Tom wears a blue (fairy / cape).  
6. Lisa wants a (dress / skateboard).

**Sight Words**

**C** Listen and circle. (4:18)

1. what they 2. you for  
3. are bring 4. do is

**D** Look at C. Point and read.

**E** Read and write.

wants for

1. This perfume is \_\_\_\_\_ you.

2. Tim \_\_\_\_\_ a bike.

wears will

3. I \_\_\_\_\_ bring a card.

4. Julia \_\_\_\_\_ pink wings.

## Review 1, 2, 3

Review sections provide students with extra word practice to reinforce the vocabulary they have learned.

## Project 1, 2, 3

Projects help students gain a deeper understanding of the theme as well as improve their literacy skills.

**Project 1: Strawberries**

A Mini Book About **Fruit**

Name: \_\_\_\_\_

Which fruit do you like?

bananas apples grapes kiwi

I like \_\_\_\_\_

# Contents



## Strawberries

Lesson 1	My Name Is Strawberry	6
Lesson 2	I'm Curious!	12
Lesson 3	Who Comes to Eat My Strawberries?	18
Lesson 4	The Strawberry Picking	24
Review 1		30



## Night

Lesson 9	The Amazing Moon	58
Lesson 10	Twinkle, Twinkle	64
Lesson 11	Night Animals	70
Lesson 12	Sweet Dreams!	76
Review 3		82



## Birthdays

Lesson 5	Birthday Gift	32
Lesson 6	Mia's Birthday Party	38
Lesson 7	Love You, Mom	44
Lesson 8	Costume Party	50
Review 2		56

Project 1	Strawberries	87
Project 2	Birthdays	89
Project 3	Night	91
Flashcards		93
Stickers		



Lesson  
**1**

# My Name Is Strawberry


**Words**

Listen, point, and repeat.

((02))



strawberry



skin



seed



crown



juice

### Let's Talk

- Do you like strawberries?
- What color are strawberries?

## Sight Words

**A** Listen and repeat. Then stick. ((03))

have

stick

on

stick

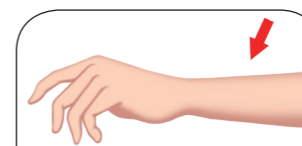
my

stick

**B** Listen, point, and say. ((04))

I

have



skin

on my body.

I have a



crown

on

my

body.



05

# My Name Is Strawberry

Hi, my name is Strawberry.

I have red skin on my body.

I have small seeds on my body.



Read three times and stick.




I have a green crown on my body.

I have sweet juice in my body.

I can become jam or cake.

I am special!





How do I look?

I have \_\_\_\_\_ on my body.

# Comprehension

## A Read and circle.

1. I have a green



2. I have  blue skin.



3. I can become jam or cake.



## B Read and check.

1.   I have sweet juice.

I have sweet cake.


2.   I have big seeds.

I have small seeds.

# Word Fun


## Stick and say.


I have \_\_\_\_\_ skin on my body.




Words I Know


A Read and circle.


- 

bigger  
raccoon
- 

seed  
six
- 

plant  
seven
- 

juice  
snail
- 

skin  
stem
- 

garden  
basket

B Listen and circle. 

- rabbit / strawberry
- field / five
- fruit / fence
- zero / crown
- (Snails / Raccoons) come and eat them.
- Dad has (six / seven) in the basket.

Sight Words


C Listen and circle. 


- come some
- have the
- my eat
- in know

D Look at C. Point and read.

E Read and write.


them grows


- 

Rabbits come and eat \_\_\_\_\_.
- 

Red fruit \_\_\_\_\_.

has on

- 

Mom \_\_\_\_\_ seven in the basket.
- 

I have red skin \_\_\_\_\_ my body.