

Insight Link

Curriculum Integration Reading Program



Lesson Components

BIG IDEA

The Big Idea section stimulates students' interest and gives them a wider understanding of the chapter's theme.



Contents Map

The Contents Map section previews the content covered in each lesson and presents the unifying theme.

Warm Up

The Warm Up question section prepares students for the lesson by asking them about something related to the topic.




Background Link

The Background Link section offers students background information and interesting activities that help motivate them to read the passage and understand it better.

Key Words

The Key Words section highlights the key words from the lesson and includes a picture alongside each word.



Let's Focus

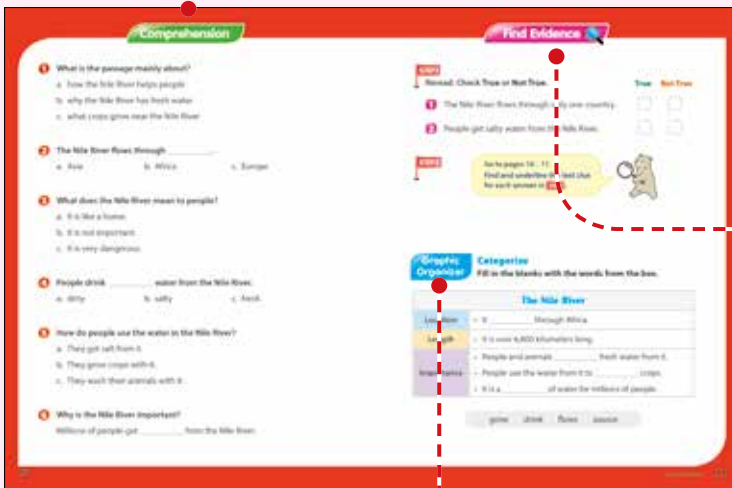
The Let's Focus section encourages students to think about the main idea as they read through the passage.

Link to Self

The Link to Self section allows students to relate ideas from the passage to their own lives or to think critically about what they have read.

Reading Comprehension

In this section, students' understanding of the passage is checked through a series of multiple-choice and short-answer questions.



Find Evidence

The Find Evidence section encourages students to closely focus on the meaning of individual words and sentences by finding evidence from the text to answer comprehension questions. Both detail and inference questions are included.

Graphic Organizer

The Graphic Organizer section helps students to outline and summarize the passage.




Vocabulary Worksheet

After studying the Key Words section, students apply what they have learned using the Vocabulary Worksheet. While answering questions that include the key words, students can activate their prior knowledge or experience and reinforce their learning.

Contents

CHAPTER 1


River



LESSON	SUBJECT	TITLE	WORDS	PAGE
1	Social Studies	The Nile River	110	6
2	Music	Strauss's "The Blue Danube" Waltz	109	14
3	Science	The Heron: The River Bird	105	20
4	Social Studies	Captain Sullenberger's Hudson Landing	106	26

CHAPTER 2

Feet




LESSON	SUBJECT	TITLE	WORDS	PAGE
5	Art	Greek Feet: An Ideal of Beauty	114	32
6	Science	Amazing Animal Feet	120	40
7	Sports	Types of Soccer Kicks	120	46
8	Social Studies	The Origin of Christmas Stockings	107	52





CHAPTER 3


San Francisco



LESSON	SUBJECT	TITLE	WORDS	PAGE
9	Social Studies	All About San Francisco	114	58
10	Art	Hearts in San Francisco	117	66
11	Social Studies	The Golden Gate Bridge	119	72
12	Science	Sea Lions at Pier 39	119	78

CHAPTER 4

Vegetables



LESSON	SUBJECT	TITLE	WORDS	PAGE
13	Science	Vegetables That Look Like Body Parts	112	84
14	Social Studies	What Is a Vegetarian?	110	92
15	Science	The Color of Snail Poop	117	98
16	History	Who Invented Potato Chips?	120	104



Supplementary
Material

Vocabulary Worksheet

p. 113



An aerial photograph of a river meandering through a dense, green forest. The river is a dark brown color and curves through the landscape. On the right bank, there is a large, open grassy area that appears to be a golf course. The overall scene is vibrant and lush.

CHAPTER 1

River

BIG IDEA

How do rivers help us?

LESSON

1

The Nile River



LESSON

2

Strauss's "The Blue Danube" Waltz



River

Social Studies
Social Studies

Music

Science

LESSON

4

Captain Sullenberger's Hudson Landing



LESSON

3

The Heron: The River Bird





The Nile River

Warm Up

Where do rivers flow?

Background Link



Rivers carry large amounts of **fresh water**.

Key Words

Listen and repeat the words. (02)

1.



flow

2.



important

3.



home



Rivers run into other rivers, lakes, or the ocean.



Rivers are important to both humans and animals.

4.



fresh

5.



salty

6.



crop

The Nile River

Let's Focus

Why is the Nile River important?



The Nile River flows into the Mediterranean Sea.



The Nile River is a long body of water. It **flows** through many countries in Africa. It is over 6,800 kilometers long.

The Nile is very **important** to people. Many people live along the river and call it **home**. Why is the Nile River important?

First, it is a source of **fresh** water. It is not **salty** like ocean water. People drink water from the Nile. Their animals also drink the water.

Second, people use the Nile to grow food. They take water from the Nile. They put it on their **crops**, such as wheat and vegetables.

Millions of people get water from the Nile River. What an important river!

Words 110

People made a waterway to carry water from the Nile River.



Link to Self What do you do with the river in your town?

- 1** What is the passage mainly about?
 - a. how the Nile River helps people
 - b. why the Nile River has fresh water
 - c. what crops grow near the Nile River

- 2** The Nile River flows through _____.
 - a. Asia
 - b. Africa
 - c. Europe

- 3** What does the Nile River mean to people?
 - a. It is like a home.
 - b. It is not important.
 - c. It is very dangerous.

- 4** People drink _____ water from the Nile River.
 - a. dirty
 - b. salty
 - c. fresh

- 5** How do people use the water in the Nile River?
 - a. They get salt from it.
 - b. They grow crops with it.
 - c. They wash their animals with it.

- 6** Why is the Nile River important?

Millions of people get _____ from the Nile River.



STEP 1

Reread. Check True or Not True.

True

Not True

1 The Nile River flows through only one country.

2 People get salty water from the Nile River.

STEP 2

Go to pages 10 – 11.

Find and underline the text clue for each answer in **STEP 1**.



Graphic Organizer

Categorize

Fill in the blanks with the words from the box.

The Nile River	
Location	• It _____ through Africa.
Length	• It is over 6,800 kilometers long.
Importance	• People and animals _____ fresh water from it.
	• People use the water from it to _____ crops.
	• It is a _____ of water for millions of people.

grow drink flows source

The Nile River

1. Which picture shows a water *flow*?

a.



b.



2. What does the girl do to remember *important* things?



She _____ them in a notebook.

3. What does the family do at *home*?



They _____ TV at home.

4. Where can you get *fresh* milk?



You can get it from a (park / farm).

5. What can you do with *salty* soup to make it taste better?



You can _____ more water and boil it.

6. Which picture shows a *crop*?

a.



b.



Strauss's "The Blue Danube" Waltz

1. What does the *composer* do?



He (sells / makes) music.

2. Which place is there a *war* in?

a.



b.



3. Which family looks *joyful*?

a.



b.



4. How does the girl *cheer* her friend *up*?



She tries to make her friend (laugh / mad).

5. What does the man do to the *beat* of the music?



He (plays / carries) the drums.

6. Where are the people *dancing*?



They are dancing on the _____.